

# e-freight/ e-commerce report

Aug 2013

**efreight** location Status on Emirates online stations – Aug 2013



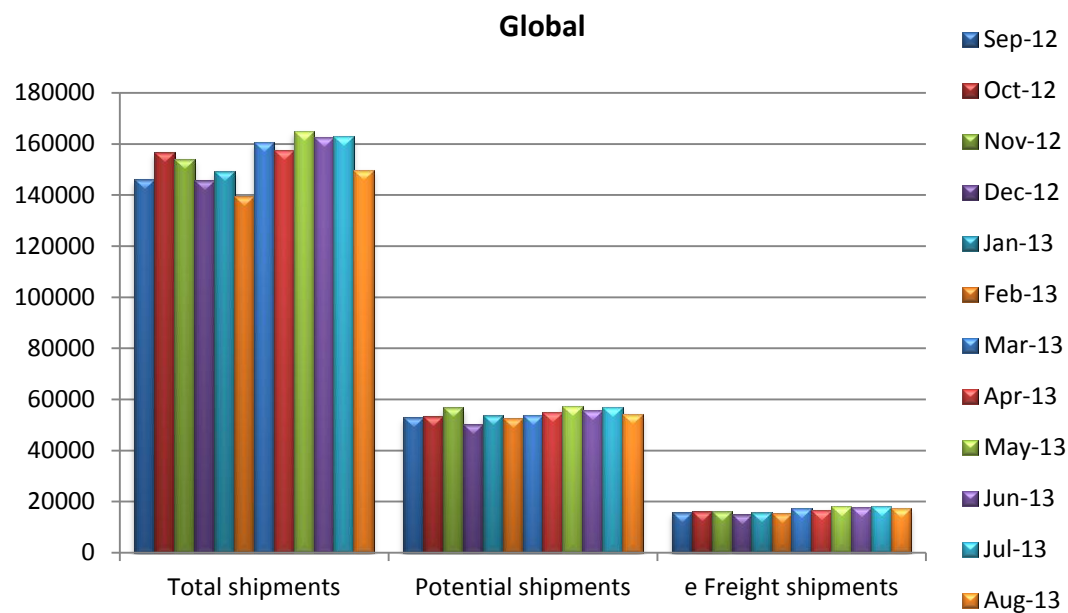
## Detailed location status - Emirates online stations

Station		Export from	Import into	Station		Export from	Import into
Ahmedabad	AMD	Yes	No	London Heathrow	LHR	Yes	Yes
Amsterdam	AMS	Yes	Yes	Los Angeles	LAX	No	Yes
Auckland	AKL	Yes	Yes	Lyon	LYS	Yes	Yes
Bangkok	BKK	Yes	Yes	Madrid	MAD	Yes	Yes
Barcelona	BCN	Yes	Yes	Malta	MLA	Yes	Yes
Bengaluru	BLR	Yes	No	Manchester	MAN	Yes	Yes
Birmingham	BHX	Yes	Yes	Mauritius	MRU	Yes	No
Brisbane	BNE	Yes	Yes	Melbourne	MEL	Yes	Yes
Cape Town	CPT	Yes	Yes	Milan	MLX	Yes	Yes
Chennai	MAA	Yes	No	Mumbai	BOM	Yes	No
Chicago	ORD	*Yes	*Yes	Munich	MUC	Yes	Yes
Christchurch	CHC	Yes	Yes	Nairobi	NBO	Yes	Yes
Copenhagen	CPH	Yes	Yes	New York	JFK	Yes	Yes
Dallas Fort Worth	DFW	No	Yes	Newcastle	NCL	Yes	Yes
Delhi	DEL	Yes	No	Nice	NCE	Yes	Yes
Dubai	DXB	Yes	Yes	Osaka	KIX	Yes	Yes
Durban	DUR	Yes	Yes	Paris	CDG	Yes	Yes
Dusseldorf	DUS	Yes	Yes	Perth	PER	Yes	Yes
Frankfurt	FRA	Yes	Yes	Prague	PRG	Yes	Yes
Geneva	GVA	Yes	Yes	Rome	FCO	Yes	Yes
Glasgow	GLA	Yes	Yes	San Francisco	SFO	No	Yes
Göteborg	GOT	Yes	Yes	Seoul	ICN	Yes	Yes
Hamburg	HAM	Yes	Yes	Seychelles	SEZ	Yes	No
Haneda	HND	*Yes	*Yes	Singapore	SIN	Yes	Yes
Hong Kong	HKG	Yes	Yes	Sydney	SYD	Yes	Yes
Houston	IAH	No	Yes	Taipei	TPE	Yes	Yes
Hyderabad	HYD	Yes	No	Thiruvananthapuram	TRV	Yes	No
Johannesburg	JNB	Yes	Yes	Tokyo	NRT	Yes	Yes
Kochi	COK	Yes	No	Toronto	YTO	Yes	Yes
Kolkata	CCU	Yes	No	Venice	VCE	Yes	*Yes
Kozhikode	CCJ	Yes	No	Vienna	VIE	Yes	Yes
Kuala Lumpur	KUL	Yes	Yes	Zaragoza	ZAZ	Yes	Yes
London Gatwick	LGW	Yes	Yes	Zurich	ZRH	Yes	Yes

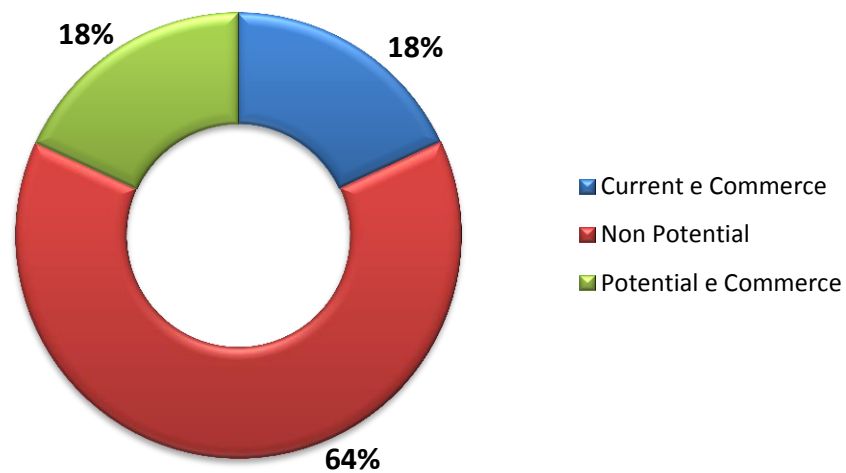
## Detailed location status - Emirates offline stations

Station		Export from	Import into	Station		Export from	Import into
Aberdeen	ABZ	Yes	Yes	Lille	LIL	Yes	Yes
Abudhabi	AUH	Yes	No	Linz	LNZ	Yes	Yes
Belfast	BFS	Yes	Yes	Liverpool	LPL	Yes	Yes
Berlin	BER	Yes	Yes	Malmö	MMA	Yes	Yes
Billund	BLL	Yes	Yes	Marseille	MRS	Yes	Yes
Bologna	BLQ	Yes	No	Montpellier	MPL	Yes	Yes
Bordeaux	BOD	Yes	Yes	Münster	FMO	Yes	Yes
Bremen	BRE	Yes	Yes	Mulhouse	MLH	Yes	Yes
Brussels	BRU	Yes	Yes	Nantes	NTE	Yes	Yes
Cologne	CGN	Yes	Yes	Nuremberg	NUE	Yes	Yes
Dortmund	DTM	Yes	Yes	Oslo	OSL	Yes	Yes
Dresden	DRS	Yes	Yes	Rennes	RNS	Yes	Yes
Dubai World Central	DWC	Yes	Yes	Saarbrücken	SCN	Yes	Yes
East Midlands	EMA	Yes	Yes	Salzburg	SZG	Yes	No
Florence	FLR	Yes	No	Stockholm	STO/ARN	Yes	Yes
Hannover	HAJ	Yes	Yes	Strasbourg	SXB	Yes	Yes
Helsinki	HEL	Yes	Yes	Stuttgart	STR	Yes	Yes
Jebel Ali	ZJF	Yes	Yes	Toulouse	TLS	Yes	Yes
Leeds	LBA	Yes	Yes	Turin	TRN	Yes	No
Leipzig	LEJ	Yes	Yes	Verona	VRN	Yes	No

## e-freight performance on Emirates

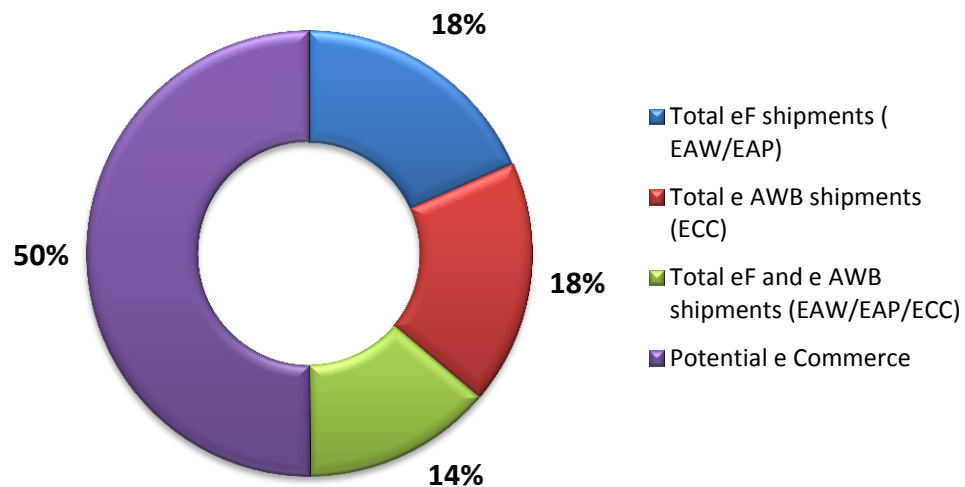


## Shipments on all trade lanes - Aug 2013



## Global - Potential Vs. Actual e Commerce – Aug 2013

(Breakdown of Current and potential e Commerce shipments)



## IATA International e-freight Ranking as of Jul 2013 ( EAW + ECC)

### Top-10 airlines

Rank	Rank previous month	Airline	e-freight volume
1	1	CX - Cathay Pacific	7110
2	5	EK - Emirates	4236
3	3	KE - Korean Air Lines	1634
4	4	SQ - Singapore Airlines Cargo	1487
5	2	DL - Delta Air Lines	1397
6	7	IB - IAG - Iberia	950
7	8	CV - Cargolux	827
8	9	OZ - Asiana Airlines	771
9	6	BA - IAG - British Airways	718
10	13	CI - China Airlines	682



## IATA International e- AWB Ranking as of Jul 2013 ( ECC)

### Top-10 airlines (ranking by e-AWB volume)

Rank (previous)	Airline	e-AWB penetration
1	(1) Cathay Pacific (CX)	40.3%
2	(2) Emirates (EK)	20.3%
3	(3) Korean Air Lines (KE)	17.6%
4	(4) Singapore Airlines Cargo (SQ)	18.0%
5	(5) Hong Kong Dragon Airlines (KA)	52.8%
6	(10) QANTAS Airways (QF)	31.6%
7	(6) Delta Air Lines (DL)	11.9%
8	(7) Asiana Airlines (OZ)	15.0%
9	(8) KLM Cargo (KL)	6.8%
10	(9) Lufthansa Cargo (LH)	3.4%